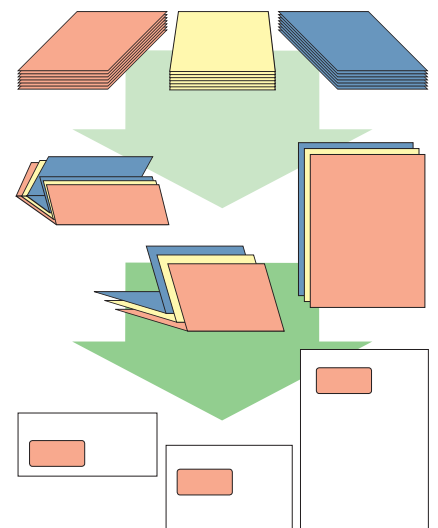


Inserting system SI 5250/5450



Arrange your inserting system according to your individual requirements.



| Inserting system SI 5250 / SI 5450

The perfect solution for a variety of inserting requirements

There are a lot of unique requirements for inserting systems:

- Mailings, invoices, official orders or enclosures – pre-folded or not – are to be processed with different envelope sizes from C6/5 up to C4.
- Switching to different envelope sizes should be done at the push of a button.
- Customized mails should be inserted fully automatically with a control character code – e.g. a barcode, 2-D code or OMR.
- A control method for documents is required before inserting them into the envelopes.
- Set-up times for a program change should be as short as possible.
- For increasing requirements a system should also be modularly extensible.

These ambitious tasks are covered by the **HEFTER Systemform** inserting systems SI 5250 and SI 5450.

Inserting system SI 5250

Even the smaller one of the two systems offers an amazing flexibility and thus numerous possibilities in the processing of envelopes from C6/5 up to C4 size.



1 Tower feeder and operation panel

- The tower feeder – heart of the system – offers 4 feeding stations for documents, enclosures or envelopes up to C4 size.
- You control and program this inserting system at a control panel with coloured display. Its graphics, drawings and text support the operator and allow to checking the current status of the system any time.
- 24 programs can be stored.
- The maximum speed is up to 4.300 strokes/h.

2/3 Folding and inserting unit

- The folding unit is adjusted fully automatically to the fold types single, wrap, Z- and double parallel fold.
- The wrap or Z-fold allow up to eight sheets being collected and folded.
- An electronic control system even offers the possible to use several fold types within a single job.

Inserting system SI 5450

The bigger system SI 5450 even increases the number of possible applications considerably. Also, with a speed of up to 5.400 strokes/h the jobs are processed much faster.

1 High capacity envelope feeder

Compared to the smaller system SI 5250, the SI 5450 is equipped with an additional high capacity envelope feeding station:

- This feeding station has a capacity of up to 500 envelopes.
- Working with this big feeding station allows you to use one more station of the tower feeder, e.g. for the envelope size C4. This means C6/5 and C4 envelopes can be processed simultaneously in one job.



Modular extensions and options:

The inserting systems SI 5250 and SI 5450 can be extended depending on your needs. This enables you being also prepared for future requirements.

2 High capacity sheet feeder

- This module with two high capacity feeding stations for documents ensures higher productivity. Each of these feeding stations has a capacity of up to 1.000 documents. For an even higher productivity these two stations can be linked (cascade function). The systems can be equipped with up to two of these modules sequentially.
- The system SI 5250 then has maximum eight, the SI 5450 maximum nine feeding stations.



For product videos visit:
www.hefter-systemform.com



3 Inline kit with envelope transfer and C4 receiving tray

When processing C6/5 and C4 envelopes simultaneously, the C4 envelopes are stacked in the C4 receiving tray. The C6/5 envelopes are delivered to the conveyor belt or into an online franking machine.



4



1

4 Data based processing

This option ensures data integrity of mail items and offers full monitoring by loop-control with transparency and reporting of your mail handling. You can trace your letters in full detail and prove that each step was processed correctly.

3




Further options that leave nothing to be wanted:

- **Conveyor belt:** The inserting system can be equipped with different stacking units, e.g. with a conveyor belt. It has a capacity of up to 2.500 envelopes and allows easy taking of the finished envelopes.
- **C4 sealing unit:** If you often process C4 envelopes that need to be sealed, we recommend this module.
- **Inline connection to a franking machine:** Various types of franking machines can be connected inline to the inserting system.

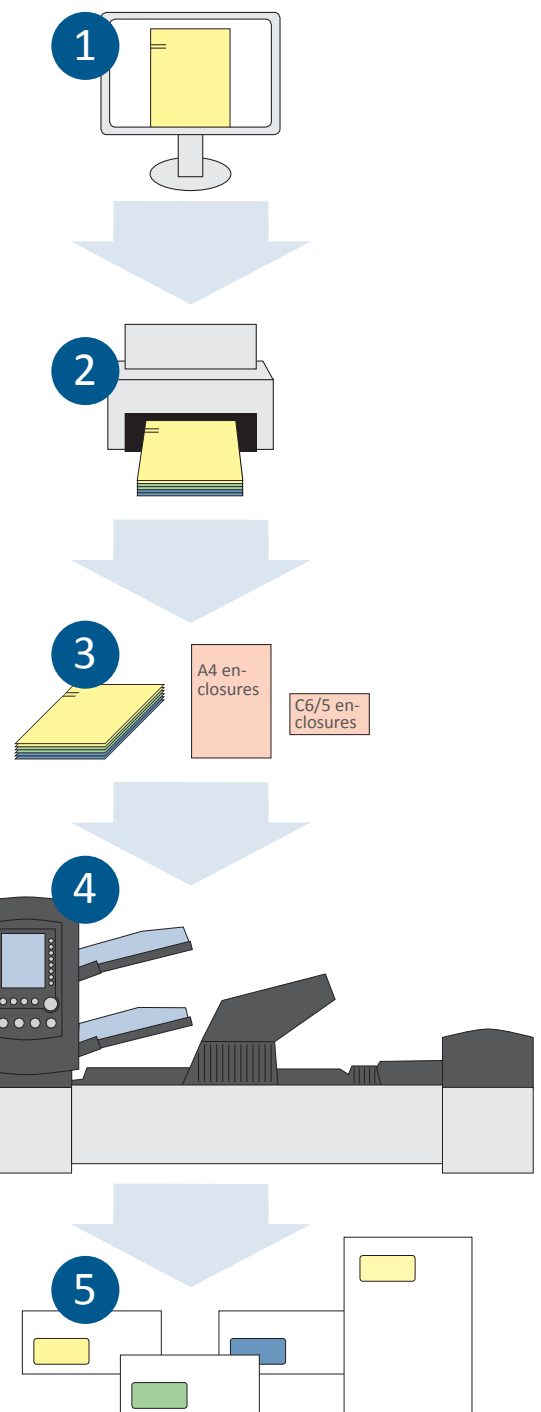
Inserting variable numbers of sheets: OMR, BCR and/or 2-D code solutions

The inserting systems SI 5250 and SI 5450 can optionally be equipped with reading stations for different control characters. The code printed on the documents can be read by the inserting systems. This permits to merge an individual number of sheets and selective enclosures per envelope with high security, e.g. with sequence control. Perfect for invoices, salary slips, official orders or personalized mailings. Also, match code reading out of six stations is possible.



The perfect solution for e.g. invoices or salary slips:

- 1 Preparing invoices or salary slips with your ERP and/or output management software
- 2 Printing forms with OMR, barcodes or 2-D codes for marking the sheets per addressee
- 3 Printed stack with control characters
- 4 Fully automatic process: Reading the codes and control of the correct sequence upon feeding the sheets into the inserting system. Then collecting – folding if needed – inserting all relating sheets – sealing the envelope
- 5 Finished and inserted printer output with variable numbers of sheets per envelope



Advantages of the SI 5450 at a glance

- Insertions of up to 5.400 envelopes per hour are possible
- Processing from C6/5 to C4 envelopes without manual control in one operation
- Modular extensible: For increasing requirements the system can be easily extended.
- Easy operation: User friendly design of the operation panel with video guidance for correct handling of the machine

Inserting systems	SI 5250	SI 5450
Tower feeder with feeding stations for documents, enclosures and envelopes	4	4
High capacity feeding stations for envelopes (up to 500 envelopes)	no	yes
Envelope sizes	C6/5, C5, C4	C6/5, C5, C4
Automatic, simultaneous operation of different envelope sizes	no	yes
Loading thickness, envelopes, max.	2,5 mm	2,5 mm (optional 4 mm)
Fold types	Single, wrap, Z-, double parallel fold	Single, wrap, Z-, double parallel fold
Electronic fold plate adjustment	yes	yes
Speed, max. (strokes/h)*	4.300	5.400
Max. number of sheets for wrap or Z-fold / for half fold	8/10 (+ enclosures)	8/10 (+ enclosures)
Cascade function (automatic switch if one station is empty)	yes	yes
Rejection function	yes	yes
Number of program storage	24	24
Big display operation panel with drawings, graphics and text	yes	yes
„Swift start“, quick start program	yes	yes
Daily mail function	yes	yes
Automatic double and missing sheet detection	yes	yes
Automatic fault management	yes	yes
Options		
High capacity feeding module for documents with 2 stations, each 1.000 sheets maximum	2	2
Table, electronically height-adjustable	yes	yes
OMR, bar code and/or data matrix code reading	yes	yes
Inline connection to a franking machine, incl. integrated C4 receiving tray	yes	yes
C4-Kuvertierschließeinheit	yes	yes
Conveyor stacker	yes	yes

*depending on material and applications (subject to technical changes)

The world of forms and mail processing



Inserting machine SI 3350



Inserting system SI 4000-P plus



Booklet making system
AF 350 / 500 und VF 350 / 500

Sales



We are located close to you

For further information about possible applications, prices and financing, please contact our local representatives.

Service



Company-owned service

Our well-trained HEFTER Systemform service technicians take care of installation, maintenance and service.

Contact us directly

HEFTER Systemform GmbH
Am Mühlbach 6, D - 83209 Prien
Phone.: +49 (0) 80 51 686 - 201
Mail: systemform@hefter.de
Web: www.hefter-systemform.com

